



# Flagger apparel

## Quick reference guide

Wearing the right hi-vis apparel is important for your safety while on the job. The recommendations below are based on industry best practice. Always check with your employer to see what clothing is required where you work.


### Daylight hours





MUTCD-approved colors for the upper garment are fluorescent orange-red and fluorescent yellow-green. States and other jurisdictions may have modified rules about colors.


Class 2 garments are usually vests with no sleeves. Class 3 garments have additional material (like sleeves) and have more retroreflectivity.



Hard hat

ANSI/ISEA 107 Class 2 or 3 upper garment\*


### Hours of darkness or low-visibility conditions



ANSI/ISEA 107 Class 3 upper garment

Hard hat with at least 12 square inches of retroreflective material

Class E lower garment



Always check the tag to see the garment's ANSI/ISEA rating.

\*The MUTCD requires flaggers to wear a Class 2 or 3 upper garment. (MUTCD 6C.05)